
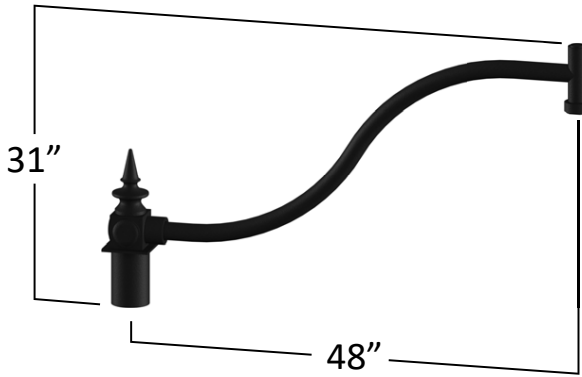




POST-TOP MOUNT ARMS FOR PENDANT LUMINAIRES


CMx23E-1
CMx23E-2
 Center Column



FEATURES

- Strong, lightweight and easy to install
- Extruded/Cast aluminum post-top mount bracket (6063)
- Threaded fittings for secure luminaire mounting
- Durable powder coat finish

POLE MOUNTING

Installed using (6) 5/16" black oxide stainless steel set screws.
 Requires internal tenon - see center column below

CENTER COLUMN

- 3** - 3"OD (Accepts 2 1/2" OD x 6" Tall Tenon)
- 3P** - 3 1/2"OD (Accepts 3" OD x 6" Tall Tenon)
- 4** - 4"OD (Accepts 3 1/2" OD x 6" Tall Tenon)
- 4P** - 4 1/2"OD (Accepts 4" OD x 6" Tall Tenon)
- 5** - 5"OD (Accepts 4 1/2" OD x 6" Tall Tenon)
- 5P** - 5 1/2"OD (Accepts 5" OD x 6" Tall Tenon)

LUMINAIRE MOUNT TYPE

- 1** - 1 1/4" Pipe - For use with GC6000 Series Luminaires
- 2** - 1 1/2" Pipe - For use with other than GC6200 Series Luminaires

FINISH


The arms will be finished with an electrostatically applied polyester powder coat suitable for exterior use. The arms are pretreated using industry standard environmentally responsible processes for a long lasting and durable finish.

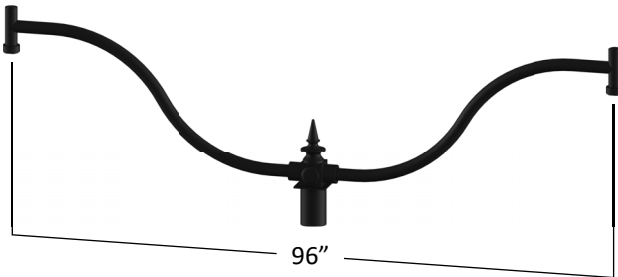
Standard Finishes

- BK** - Black (Gloss)
- BT** - Black (Textured)
- SB** - Statuary Bronze
- GN** - Green

Premium Finishes

- WH** - White (Gloss)
- CV** - Copper Vein
- GV** - Green Vein
- CF** - Custom Finishes


2CMx23E-1
2CMx23E-2



ORDERING GUIDE

	Number Of Arms	Center Column	Bracket Style	Luminaire Mount Type	Finish
EXAMPLE	CM	3	22E	- 1	/ BT
	CM	3	23E	1	BK
	2CM	3P		2	BT
		4			SB
		4P			GN
		5			Premium Finishes
		5P			WH, CV, GV, CF

