



4" OD Fluted
.125 Wall

4"OD Smooth
.125 Wall

5" OD Fluted
.156 Wall

5" OD Smooth
.125 Wall



FEATURES

- Extruded aluminum shaft welded to a cast aluminum base
- 3" OD x 3" tall tenon included for luminaire mounting
- Access door for wiring secured with stainless steel screws
- Ground lug included inside base
- Durable powder coat finish
- 1/2" x 18" Anchor Bolts & Template included

MATERIALS

- Base Plate - Cast Aluminum (A356)
- Shaft - Extruded Aluminum (6061-T6)
- Tenon - Cast Aluminum (A356)
- Anchor Bolts - Hot Dipped Galvanized
- Hardware - Stainless Steel

ACCESSORIES

- **GFCI** Box with weatherproof WIUC And TR WR Rated 20A GFCI Receptacle (Additional accessories below ordered separately) (See Accessories Page for ordering guide)
- Clamp on banner arms
- Direct bury extension
- Clamp on flag pole holder

ANCHORAGE

- 1/2" x 18" x 3" Hot-dipped galvanized steel L-type anchor bolts.
- (4) Bolts with (2) nuts, (2) washers per bolt included

FINISH

The post will be finished with an electrostatically applied polyester powder coat suitable for exterior use. The poles are pretreated using industry standard environmentally responsible processes for a long lasting and durable finish.

Standard Finishes

- BK** - Black (Gloss)
- BT** - Black (Textured)
- SB** - Statuary Bronze
- GN** - Green

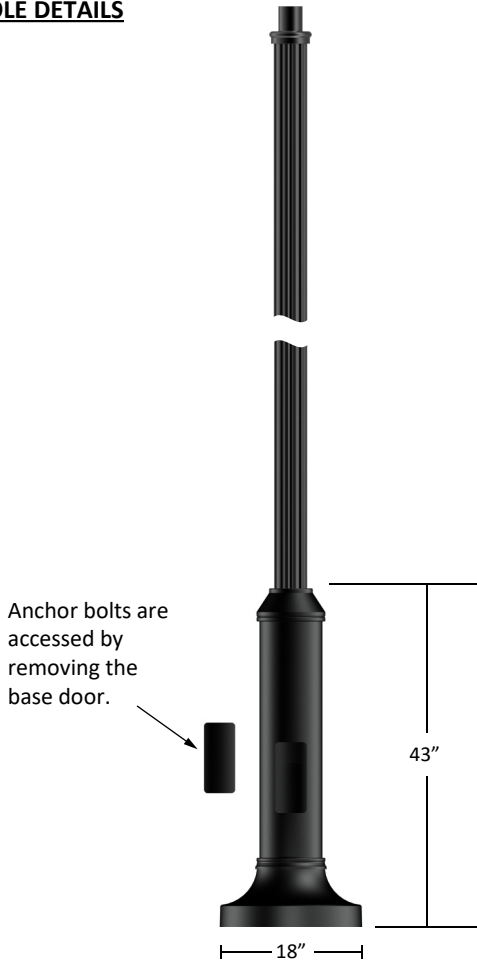
Premium Finishes

- WH** - White (Gloss)
- CV** - Copper Vein
- GV** - Green Vein
- CF** - Custom Finishes

GP223-xx	GP224-xx	GP225-xx	GP226-xx	Actual Height
GP223-08	GP224-08	GP225-08	GP226-08	7' 8"
GP223-10	GP224-10	GP225-10	GP226-10	9' 8"
GP223-12	GP224-12	GP225-12	GP226-12	11' 8"
GP223-14	GP224-14	GP225-14	GP226-14	13' 8"



POLE DETAILS

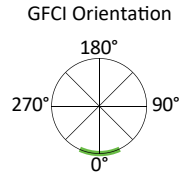


TENONS

3" OD x 3" Tall Tenon Standard
TNS54 - 4" OD x 3" Tall Tenon slip fits over 5" smooth shaft
TNF54 - 4" OD x 3" Tall Tenon slip fits over 5" fluted shaft
LT - Less Tenon
Other tenons available upon request
Check fixture and/or arm spec sheet for tenon requirements

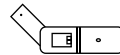
ACCESSORIES

GFCI - Ground Fault Circuit Interrupter Box with NEC required wet location While-In-Use-Cover (WIUC) and TR WR rated 20A GFCI Receptacle. The cover is made of die cast aluminum and will be painted to match.
GFCI Orientation is stated as degrees from access door and **GFCI Placement** on shaft must be specified in ordering guide below.
TOP - placement will be 6" from top of pole.
BOT - placement will be 6" above the base.

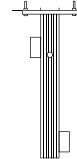


(Additional accessories below ordered separately)
 (See Accessories Page for ordering guide)

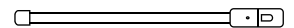
Flag Pole Holder



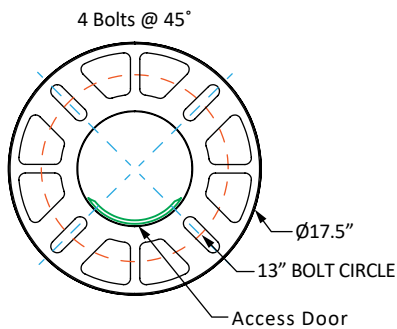
Direct Bury Extension



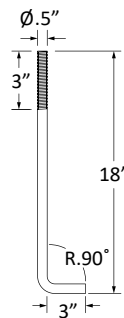
Single and Double Sided Field Rotatable Banner Arm



BOLT CIRCLE DETAILS



ANCHOR BOLT DETAILS



- (4) 1/2" Galvanized Steel L-Type Anchor Bolts
- (8) 1/2" Galvanized Steel Hex Nuts
- (8) 1/2" Galvanized Steel Flat Washers
- (8) 3/4" Galvanized Steel Flat Washers

ORDERING GUIDE

	Pole/Shaft Style	Height	Tenon	Accessory	GFCI Orientation	GFCI Placement	Finish
EXAMPLE	GP224	14	Leave blank if standard	GFCI	BOT	180	BT
	GP223	08	TNS54	GFCI	TOP	0	BK
	GP224	10	TNF54		BOT	90	BT
	GP225	12	LT			180	SB
	GP226	14				270	GN
							Premium Finishes WH, CV, GV, CF
	Required		Optional			Required	